

Dear Valued Partners,



XEBEC TECHNOLOGY Co., Ltd.

<http://www.xebec-tech.com>

1-7-25 Koujimachi, Chiyoda-ku, Tokyo 102-0083 Japan

TEL.+81-3-3239-3481 FAX.+81-3-5211-8964

2026.05.29

Notice of Upcoming Product Design Updates

Thank you for your ongoing partnership and for your dedication to promoting our products in your region.

We are writing to inform you of upcoming updates to the external designs of selected products. These changes are being introduced to actively reduce our environmental footprint and streamline our production, ensuring a stable supply moving forward. Please be assured that all product specifications will remain entirely unchanged.

Thank you for your continued support and understanding.

1. Applicable Products and Changes to be Made

Please refer to the attached documents for details.

2. Effective date

The change will be implemented gradually, starting with shipments made on or after June 1, 2026.

3. Announcement on Website

Further details will also be available on our website.

(Scheduled to be posted under "NEWS" on our website after May 29, 2026.)

URL: <https://www.xebec-tech.com/en/news/260528/>

The applicable products and details of the updates are as follows.

1. Discontinuation of Printed Instruction Manuals

XEBEC Brush™ Surface
XEBEC Brush™ Crosshole
XEBEC Ceramic Stone™ Diamond
XEBEC Ceramic Stone™ Soft

2. Product Label Design Changes

XEBEC Brush™ Surface
XEBEC Brush™ Crosshole

3. Package Size Changes

XEBEC Brush™ Surface (Φ6)

4. Marking Changes

XEBEC Brush™ Surface/ Sleeve/ Surface End Type
XEBEC Brush™ Crosshole/ Crosshole Extra-Large
XEBEC Brush™ Wheel Type
XEBEC Brush™ Turning
XEBEC Stone™ Mounted Point

1. Discontinuation of Printed Instruction Manuals

We will discontinue including printed instruction manuals with the items listed below. Alternatively, instruction manuals are made available digitally on our website(https://www.xebec-tech.com/instruction_manual/). Click on "Support" and then click on "Instruction Manuals" to access them.

List of applicable products

Product Name	Product Code	Instruction Manual URL
XEBEC Brush™ Surface	A13-CB06M	https://www.xebec-tech.com/instruction_manual/cf/
	A11-CB06M	
	A21-CB06M	
	A32-CB06M	
	A13-CB15M	
	A11-CB15M	
	A21-CB15M	
	A32-CB15M	
	A11-CB25M	
	A21-CB25M	
	A32-CB25M	
	A11-CB40M	
	A21-CB40M	
	A32-CB40M	
	A11-CB60M	
	A21-CB60M	
	A32-CB60M	
A11-CB100M		
A21-CB100M		
A32-CB100M		
XEBEC Brush™ Crosshole	CH-A12-1.5M	https://www.xebec-tech.com/instruction_manual/ch/
	CH-A12-11M	
	CH-A12-3M-TL	
	CH-A12-5M-TL	
	CH-A33-3M	
	CH-A33-5M	
	CH-A33-7M	
	CH-A33-11M	
	CH-A12-7M-TL	
	CH-A12-3L-TL	
	CH-A12-5L-TL	
	CH-A12-7L-TL	
	CH-A12-11L	
	CH-A33-3L	
	CH-A33-5L	
	CH-A33-7L	
	CH-A33-11L	
XEBEC Ceramic Stone™ Diamond	DM-1004M	https://www.xebec-tech.com/instruction_manual/stone/
	DM-1006M	
	DM-1010M	
	DF-1004M	
	DF-1006M	
	DF-1010M	
	DS-1004M	
	DS-1006M	
	DS-1010M	
	DU-1004M	
	DU-1006M	
	DU-1010M	
	PDF-30S	
PDF-30M		

List of applicable products

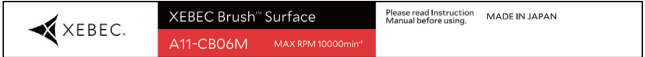

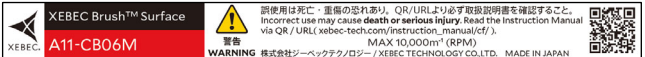

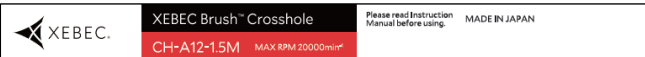
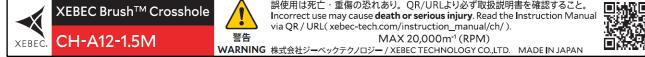
Product Name	Product Code	Instruction Manual URL
XEBEC Ceramic Stone™ Soft	BS-2006M	https://www.xebec-tech.com/instruction_manual/stone/
	PBS-30M	

2. Product Label Design Changes

In connection with the change described in Section 1, the product label design has also been updated, to enable end users to access the instruction manuals digitally via the QR code.

Please note that the update does not apply to XEBEC Ceramic Stone™ Diamond and XEBEC Stone™ Flexible Shaft.

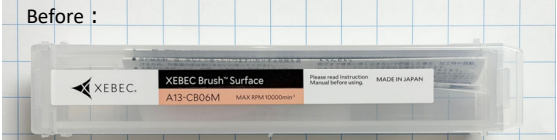

List of applicable products

Product Name	Product Code	Change Details (Example) <i>Product codes, maximum operating speeds, and back label colors vary depending on the product.</i>
XEBEC Brush™ Surface	A13-CB06M	<p>Before:</p>  <p>After:</p>  <p>Before:</p>  <p>After:</p> 
	A11-CB06M	
	A21-CB06M	
	A32-CB06M	
	A13-CB15M	
	A11-CB15M	
	A21-CB15M	
	A32-CB15M	
	A11-CB25M	
	A21-CB25M	
	A32-CB25M	
	A11-CB40M	
	A21-CB40M	
	A32-CB40M	
	A11-CB60M	
A21-CB60M		
A32-CB60M		
A11-CB100M		
A21-CB100M		
A32-CB100M		
XEBEC Brush™ Crosshole	CH-A12-1.5M	<p>Before:</p>  <p>After:</p> 
	CH-A12-11M	
	CH-A12-3M-TL	
	CH-A12-5M-TL	
	CH-A33-3M	
	CH-A33-5M	
	CH-A33-7M	
	CH-A33-11M	
	CH-A12-7M-TL	
	CH-A12-3L-TL	
	CH-A12-5L-TL	
	CH-A12-7L-TL	
	CH-A12-11L	
	CH-A33-3L	
	CH-A33-5L	
CH-A33-7L		
CH-A33-11L		

3. Package Size Changes

To effectively reduce plastics used in the distribution of our products, the package size will be minimized for the items listed below. The discontinuation of the instruction manual as described in Section 1 made this possible.


List of applicable products

Product Name	Product Code	Change Details (Example) <i>Product codes, maximum operating speeds, and back label colors vary depending on the product.</i>
XEBEC Brush™ Surface	A13-CB06M	<div style="display: flex; flex-direction: column; align-items: center;"> <div style="margin-bottom: 10px;">Before :</div>  <div style="margin-bottom: 10px;">After :</div>  </div>
	A11-CB06M	
	A21-CB06M	
	A32-CB06M	

4. Marking Changes

The position of company logo marking will be updated as detailed below to streamline the production.


1) XEBEC Brush™ Surface



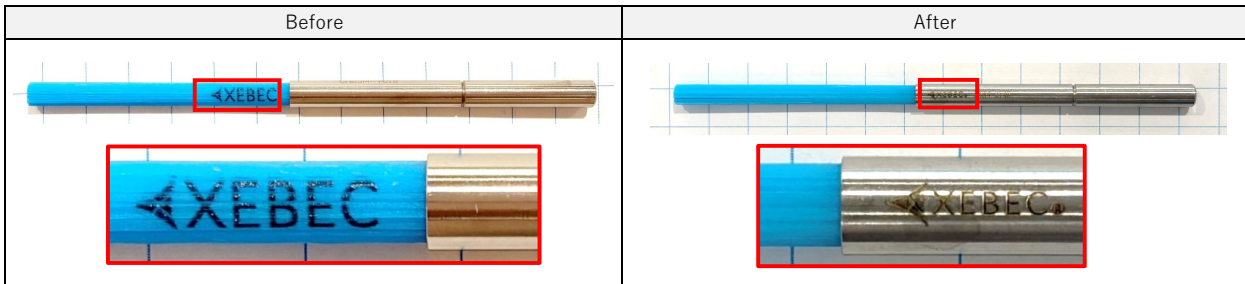
2) XEBEC Brush™ Surface (Sleeve)




3) XEBEC Brush™ Surface End Type



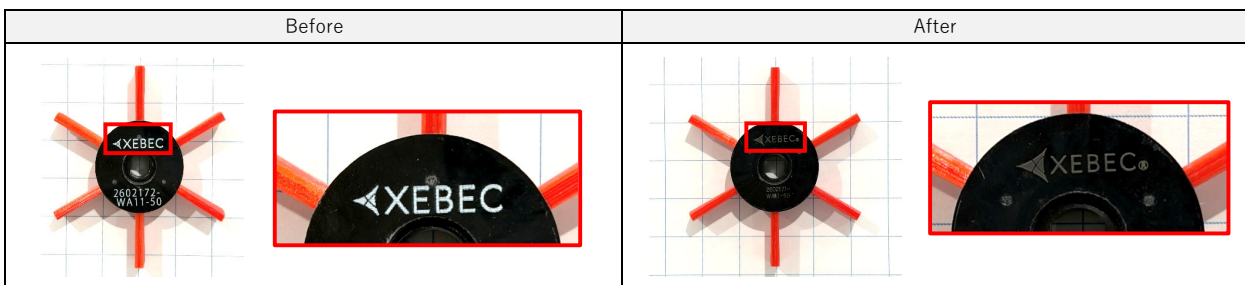
4) XEBEC Brush™ Crosshole




5) XEBEC Brush™ Crosshole Extra-Large




6) XEBEC Brush™ Wheel Type



7) XEBEC Brush™ Turning



8) XEBEC Stone™ Mounted Point



List of applicable products

Product Name	Product Code	Change Details	
XEBEC Brush™ Surface	A13-CB06M	<ul style="list-style-type: none"> • Company logo position changed (from brush to shank) • Marking process updated 	
	A11-CB06M		
	A21-CB06M		
	A32-CB06M		
	A13-CB15M		
	A11-CB15M		
	A21-CB15M		
	A32-CB15M		
	A11-CB25M		
	A21-CB25M		
	A32-CB25M		
	A11-CB40M		
	A21-CB40M		
	A32-CB40M		
	A11-CB60M		
	A21-CB60M		
	A32-CB60M		
A11-CB100M			
A21-CB100M			
A32-CB100M			
XEBEC Brush™ Surface (Sleeve)	S06M	<ul style="list-style-type: none"> • Company logo position changed • Marking process updated 	
	S15M-P		
	S25M		
	S40M-SD10		
	S60M		
S100M			
XEBEC Brush™ Surface End Type	A13-EB03M	<ul style="list-style-type: none"> • Company logo position changed (from brush to shank) • Marking process updated 	
	A11-EB06M		
	A21-EB06M		
	A32-EB06M		
XEBEC Brush™ Crosshole	CH-A12-1.5M	<ul style="list-style-type: none"> • Company logo position changed • Marking process updated 	
	CH-A12-11M		
	CH-A12-3M-TL		
	CH-A12-5M-TL		
	CH-A33-3M		
	CH-A33-5M		
	CH-A33-7M		
	CH-A33-11M		
	XEBEC Brush™ Crosshole Extra-Large	CH-A12-7M-TL	<ul style="list-style-type: none"> • Company logo position changed (from brush to shank) • Marking process updated
		CH-A12-3L-TL	
		CH-A12-5L-TL	
		CH-A12-7L-TL	
		CH-A12-11L	
		CH-A33-3L	
		CH-A33-5L	
CH-A33-7L			
CH-A33-11L			
CH-A34-15			
CH-A34-20			
CH-A34-25			
XEBEC Brush™ Wheel Type	W-A11-50	<ul style="list-style-type: none"> • Marking process updated 	
	W-A11-75		
XEBEC Brush™ Turning	A11-TB06	<ul style="list-style-type: none"> • Company logo position changed (from brush part to holder part) • Marking process updated 	
	A21-TB06		
	A32-TB06		

List of applicable products

Product Name	Product Code	Change Details
XEBEC Stone™ Mounted Point	AX-PM-5RF	• Company logo added
	AX-PM-3R	• Company logo position changed • Marking process updated
	AX-PM-6T	

List of applicable products

Legend: [Y] Changes / [-] No Changes

Product Name	Product Code	Instruction Manual	Label Design	Package Size	Marking
XEBEC Brush™ Surface	A13-CB06M	Y	Y	Y	Y
	A11-CB06M	Y	Y	Y	Y
	A21-CB06M	Y	Y	Y	Y
	A32-CB06M	Y	Y	Y	Y
	A13-CB15M	Y	Y	-	Y
	A11-CB15M	Y	Y	-	Y
	A21-CB15M	Y	Y	-	Y
	A32-CB15M	Y	Y	-	Y
	A11-CB25M	Y	Y	-	Y
	A21-CB25M	Y	Y	-	Y
	A32-CB25M	Y	Y	-	Y
	A11-CB40M	Y	Y	-	Y
	A21-CB40M	Y	Y	-	Y
	A32-CB40M	Y	Y	-	Y
	A11-CB60M	Y	Y	-	Y
	A21-CB60M	Y	Y	-	Y
	A32-CB60M	Y	Y	-	Y
	A11-CB100M	Y	Y	-	Y
	A21-CB100M	Y	Y	-	Y
A32-CB100M	Y	Y	-	Y	
XEBEC Brush™ Surface (Sleeve)	S06M	-	-	-	Y
	S15M-P	-	-	-	Y
	S25M	-	-	-	Y
	S40M-SD10	-	-	-	Y
	S60M	-	-	-	Y
	S100M	-	-	-	Y
XEBEC Brush™ Surface End Type	A13-EB03M	-	-	-	Y
	A11-EB06M	-	-	-	Y
	A21-EB06M	-	-	-	Y
	A32-EB06M	-	-	-	Y
XEBEC Brush™ Crosshole	CH-A12-1.5M	Y	Y	-	Y
	CH-A12-11M	Y	Y	-	Y
	CH-A12-3M-TL	Y	Y	-	Y
	CH-A12-5M-TL	Y	Y	-	Y
	CH-A33-3M	Y	Y	-	Y
	CH-A33-5M	Y	Y	-	Y
	CH-A33-7M	Y	Y	-	Y
	CH-A33-11M	Y	Y	-	Y
	CH-A12-7M-TL	Y	Y	-	Y
	CH-A12-3L-TL	Y	Y	-	Y
	CH-A12-5L-TL	Y	Y	-	Y
	CH-A12-7L-TL	Y	Y	-	Y
	CH-A12-11L	Y	Y	-	Y
	CH-A33-3L	Y	Y	-	Y
	CH-A33-5L	Y	Y	-	Y
CH-A33-7L	Y	Y	-	Y	
CH-A33-11L	Y	Y	-	Y	
XEBEC Brush™ Crosshole Extra-Large	CH-A34-15	-	-	-	Y
	CH-A34-20	-	-	-	Y
	CH-A34-25	-	-	-	Y

List of applicable products

Legend: [Y] Changes / [-] No Changes

Product Name	Product Code	Instruction Manual	Label Design	Package Size	Marking
XEBEC Brush™ Wheel Type	W-A11-50	-	-	-	Y
	W-A11-75	-	-	-	Y
XEBEC Brush™ Turning	A11-TB06	-	-	-	Y
	A21-TB06	-	-	-	Y
	A32-TB06	-	-	-	Y
XEBEC Stone™ Mounted Point	AX-PM-5RF	-	-	-	Y
	AX-PM-3R	-	-	-	Y
	AX-PM-6T	-	-	-	Y
XEBEC Ceramic Stone™ Diamond	DM-1004M	Y	-	-	-
	DM-1006M	Y	-	-	-
	DM-1010M	Y	-	-	-
	DF-1004M	Y	-	-	-
	DF-1006M	Y	-	-	-
	DF-1010M	Y	-	-	-
	DS-1004M	Y	-	-	-
	DS-1006M	Y	-	-	-
	DS-1010M	Y	-	-	-
	DU-1004M	Y	-	-	-
	DU-1006M	Y	-	-	-
	DU-1010M	Y	-	-	-
	PDF-30S	Y	-	-	-
	PDF-30M	Y	-	-	-
XEBEC Ceramic Stone™ Soft	BS-2006M	Y	-	-	-
	PBS-30M	Y	-	-	-